

Spielman Theatre

Technical Specifications

01/09/2025

CONTENTS

Contacts

The Space

The Building

Lighting Kit List

Sound Kit List

Extra Equipment

Stage Management

Technical Support

TOBACCO FACTORY THEATRES CONTACTS

Tom Pitchers, Senior Technician: technical@tobaccofactorytheatres.com
Operations Assistant: 0117 902 0345 / theatre@tobaccofactorytheatres.com



Supported using public funding by
**ARTS COUNCIL
ENGLAND**

Patron Mrs Mary Prior CVO MBE

Trustees Bertel Martin (Chair), Joseph Bell, Alison Eynon, Mike Forrest, Ewen Macgregor and Rick Stone.

Company no. 04536120 / **Charity no.** 1097542

THE SPACE

The Spielman Theatre was built in 2018. It has an audience capacity of 72 arranged end-on with a retractable seating bank. There is the option of an additional front low row to make a full capacity of 84. The theatre is programmed all year round and is also home to our Get Involved programme who often use the space during the day with the seats retracted. The box office is located in the foyer of the building on the ground floor. It is possible to access the stage from both SL and SR. The doors located USR, DSR and DSL are only accessible through public spaces.

Stage width:

At its narrowest: 5470mm

At its widest: 6840mm

Room width above lobbies: 9.3m

Stage depth:

When seating retracted: 10.4m

Stetting line to tab line: 4830mm

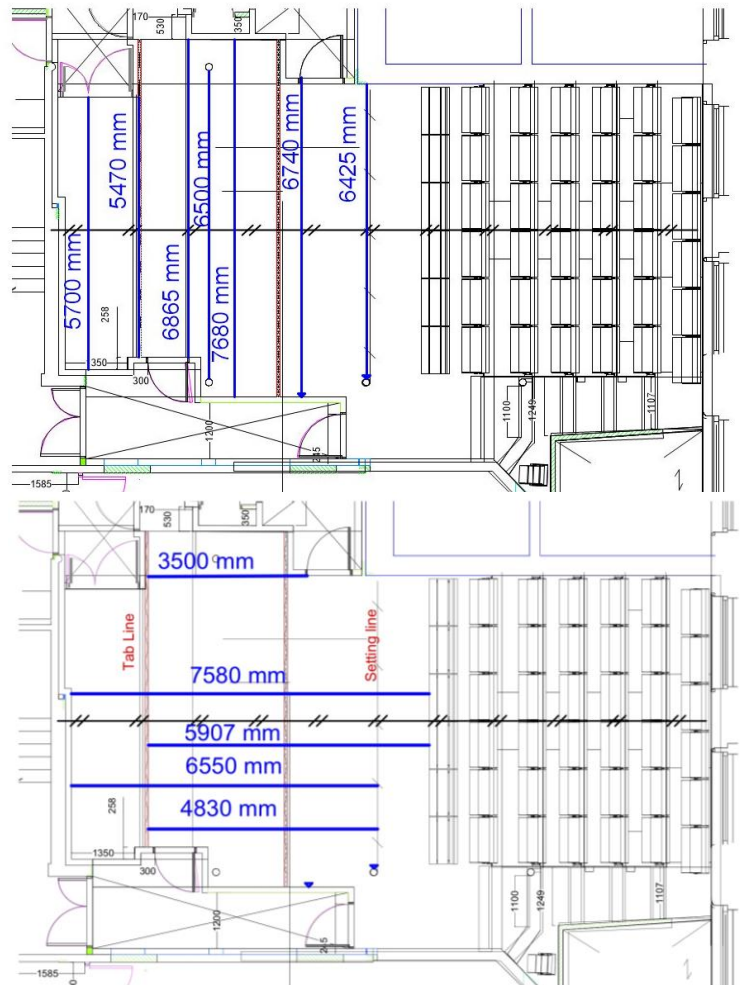
Height:

Height to Ceiling 3675mm

Height to IWB underside 3405mm

Height to RSJ 3400mm

Height to Aircon 3300mm



Supported using public funding by
**ARTS COUNCIL
ENGLAND**

Patron Mrs Mary Prior CVO MBE

Trustees Bertel Martin (Chair), Joseph Bell, Alison Eynon, Mike Forrest, Ewen Macgregor and Rick Stone.

Company no. 04536120 / **Charity no.** 1097542

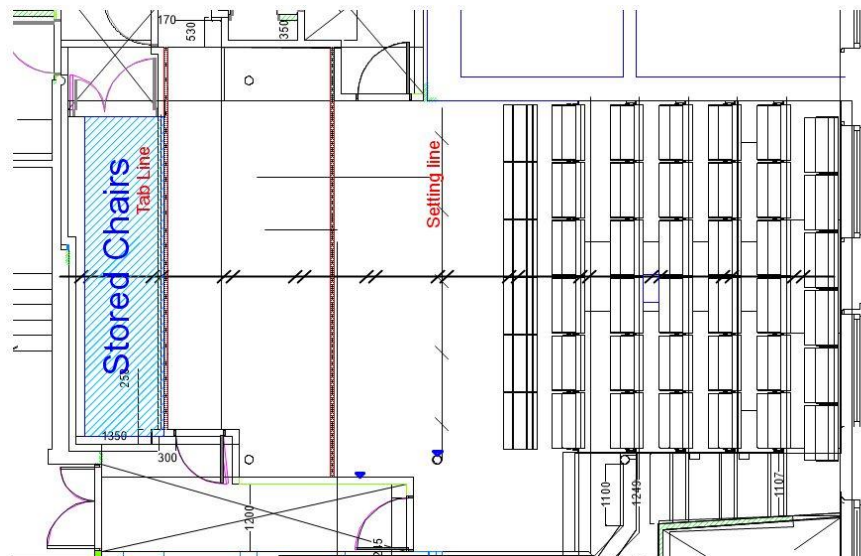
Seating Bank

The Spielman Theatre has a tiered retractable bank with a low banquette front row. The audience access aisle runs up one side of the seating bank - to the audience's left. There is no access to the seating from the right-hand side (seating abuts the wall).

Chair storage

Unless arranged otherwise the space between the back tab track and the back wall will be used to store chair trolleys and will not be useable space. LX 9 is the last useable LX bar in front of the tab.

Note for designers: When creating a design that potentially needs this space, designers must have confirmation from the Senior Technician before finalizing their plans.



FLOOR

Black painted hardboard with a shiny Bona protective layer

Mixed use



Supported using public funding by
**ARTS COUNCIL
ENGLAND**

Patron Mrs Mary Prior CVO MBE

Trustees Bertel Martin (Chair), Joseph Bell, Alison Eynon, Mike Forrest, Ewen Macgregor and Rick Stone.

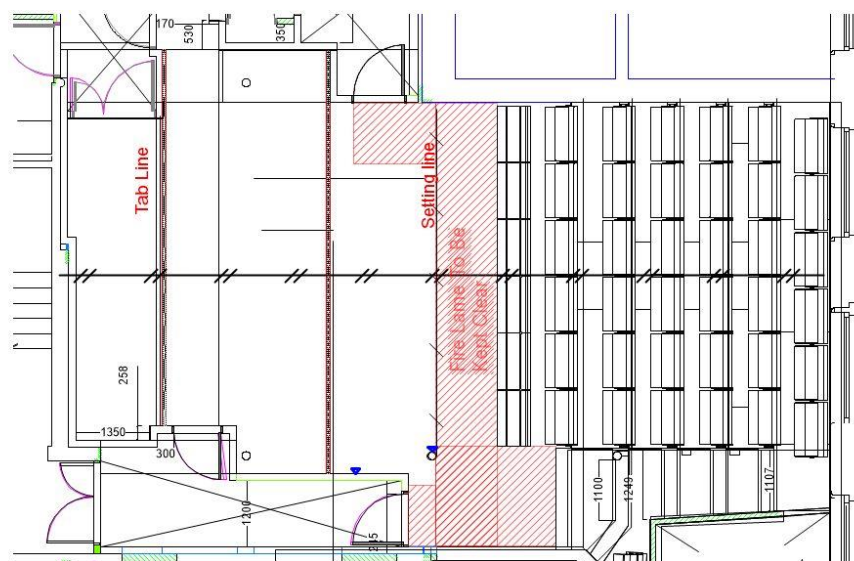
Company no. 04536120 / **Charity no.** 1097542

The Spielman Theatre is a mixed-use space and is also used for workshops, youth theatre, community classes and hires. This means there is a possibility we will ask you to strike set and props as well as clear down the dressing room between shows.

Fire exits

There are two fire exits from the auditorium, one on each side of the stage. These need to be kept clear at all times.

The lobby corridors that these exits lead to must also be kept clear at all times.



The Building

The Tobacco Factory is a creative, mixed-use community building. The building has a creative and collaborative buzz about it, with several businesses within the building working together. Tobacco Factory Theatres is a part of this larger building; which can create both opportunities and also challenges.

Markets



Supported using public funding by
**ARTS COUNCIL
ENGLAND**

Patron Mrs Mary Prior CVO MBE

Trustees Bertel Martin (Chair), Joseph Bell, Alison Eynon, Mike Forrest, Ewen Macgregor and Rick Stone.

Company no. 04536120 / **Charity no.** 1097542

Every Sunday Tobacco Factory is home to community market, with around 40 food and craft stalls in the building car park and extends the market into Raleigh Road. During these markets, loading in is only allowed before the market opens to the public at 09:00 or after 16:00 once the road is back open to the public.

Parking

Onsite parking for Tobacco Factory Theatres is restricted to loading in only. Parking is available in the local area surrounding the theatre but please be aware of restrictions. If you would like further information or have concerns about parking please contact the Technical Manager.

GET IN

The Spielman Theatre is based on the first floor of the Tobacco Factory. There is a small lift that will fit heavy but small objects. The lift dimensions are 1400mm x 1600mm x 2100mm

Please note: The get-in involves 2 flights of stairs including a 180° turn and several double doorways with dimensions of 2100mm x 1550mm

The final door into the Spielman Theatre is a single door, please contact the Senior Technician should any element of your set not fit through a single door width.

BACKSTAGE FACILITIES

The Spielman Theatre has one air-conditioned dressing room with a toilet, seating for four people, lockable wardrobe and storage space. It is situated backstage with doored access to upstage left and a public corridor.

Laundry

Tobacco Factory Theatres has a small laundry cupboard with 2 washing machines and 2 Tumble dryers. This is shared between both our spaces. Please provide/bring your own washing consumables and note that all machines should be turned off and emptied overnight.



Supported using public funding by
**ARTS COUNCIL
ENGLAND**

Patron Mrs Mary Prior CVO MBE

Trustees Bertel Martin (Chair), Joseph Bell, Alison Eynon, Mike Forrest, Ewen Macgregor and Rick Stone.

Company no. 04536120 / **Charity no.** 1097542

Sound

The Tobacco Factory is a multi-use building and loud noise can disturb other building users above and below the theatre. If your production contains large amounts of sustained loud sound or anything that may disturb other building users, please inform the Senior Technician in advance of your arrival. (minimum of 6 weeks' notice required)

NAKED FLAME

Any use of naked flame will require a full risk assessment and flame plot to be submitted to Tobacco Factory Theatres and approved by Tobacco Factory Theatres at least six weeks before the first performance.

SMOKING IN THE WORKPLACE

Smoking is prohibited throughout the whole building, **including by actors onstage**. If smoking outside, please use the bins provided to dispose of cigarette butts. On stage we do allow prop e-cigarettes if they only give off a safe non-toxic vapour that, do not contain smoke, carcinogens, nicotine or smell. If you have any concerns, please email the Senior Technician.

Access Cards

Tobacco Factory Theatres has a swipe card entry system. Programmed cards will be issued to you upon arrival and must be returned before departure. Please contact the Operations Assistant (theatre@tobaccofactorytheatres.com) with your company size, names and access requirements 3 weeks before your arrival to allow programming. There will be a £10 per card charge for the non-return or loss of these cards.



Supported using public funding by
**ARTS COUNCIL
ENGLAND**

Patron Mrs Mary Prior CVO MBE

Trustees Bertel Martin (Chair), Joseph Bell, Alison Eynon, Mike Forrest, Ewen Macgregor and Rick Stone.

Company no. 04536120 / **Charity no.** 1097542

LIGHTING

Lighting is rigged using 10 IWB's with 8 ways each. Data (DMX) is also supplied to three points on each bar. At stage level there are 4 production lighting panels each with 4 ways of dimming, hot power and data.

House lights/working lights are a permanently installed GDS System that is DMX controllable.

The plan shows the positions of the lighting bars and IWB's. If required and within reason, extra bars can be erected.

2 tank traps and some floor stands are available.

Control

1 ETC Nomad PC (1024 channel licensee) With X keys

48 ways of ETC Sensor 3 dimming consisting of

24 thru power modules / (14) dimming / (10) switching - hot power

1 Response 4-Port Gateway

3 Swisson DMX buffers

Lanterns

12 Selecon Acclaim Fresnel 650W

4 Selecon Rama Fresnel 1000W

6 ETC Source 4 Junior Profile 25/50 Size M gobo 575W

6 Parcan 64 (CP62) 1000W

2 Robe LED Beam 150

4 ETC ColorSource Spot Deep Blue

- with either Fresnel adapters or Fixed lens Profile

- ColorSource Spots are B size gobo

Any and all electrical equipment brought by the company for both on stage or backstage/dressing room use must have evidence of Portable Appliance Testing or cannot be used within Tobacco Factory Theatres.



Supported using public funding by
**ARTS COUNCIL
ENGLAND**

Patron Mrs Mary Prior CVO MBE

Trustees Bertel Martin (Chair), Joseph Bell, Alison Eynon, Mike Forrest, Ewen Macgregor and Rick Stone.

Company no. 04536120 / **Charity no.** 1097542

SOUND

There is a show relay in place in the dressing room.

Speakers

EM Acoustics

2 EMS-81x horizontally flown (FOH)

1 EMS-61 Flown (centre)

1 EMS-115 (subs)

2 EMS-51 (surrounds)

Amps

2 QSC rmx1450a 1 for 2 EMS-81x; 1 for 1 EMS-61's Flown centre and 1 EMS-115 subs

2 QSC rmx850a 1 for 2 EMS-51 Surrounds; 1 for 2 EMS-51's Spare

Control

1 Behringer X32 Compact with 32 channel usb interface

1 Behringer SD8 digital stagebox (+ one SD8 that feeds the amps, fixed)

1 Mac Mini with QLab 4 (pro audio licence)

Microphones

2 SM58LC microphones

Data patch

Cat 6 Facility panels are located throughout the studio and terminate in a patch panel at the control position.

Please note there is no analogue mic XLR patch



Supported using public funding by
**ARTS COUNCIL
ENGLAND**

Patron Mrs Mary Prior CVO MBE

Trustees Bertel Martin (Chair), Joseph Bell, Alison Eynon, Mike Forrest, Ewen Macgregor and Rick Stone.

Company no. 04536120 / **Charity no.** 1097542

Extra equipment

Please contact the Senior Technician to ask about availability

The following are used across shared spaces, please contact 6 weeks for arrival

Lighting

3 Source 4 fixed profiles 750W

Lens for Source 4 fixed

3x 19 degree

6x 26 degree

6x 36 degree

10x 50 degree

1x 70 degree

3 Sunstrip Active DMX

8 ways of (3x) Zero 88 Alpha packs

Sound

1 Yamaha Stagepas 400i speakers (1 powered with mixer 1 passive)

2 EMS-51 (Whilst the Factory Theatre is End On Config)



Supported using public funding by

**ARTS COUNCIL
ENGLAND**

Patron Mrs Mary Prior CVO MBE

Trustees Bertel Martin (Chair), Joseph Bell, Alison Eynon, Mike Forrest, Ewen Macgregor and Rick Stone.

Company no. 04536120 / **Charity no.** 1097542

STAGE MANAGEMENT

The Spielman Theatre has a control position situated to the audience left of the seating bank suitable for two people. (One person can operate both lighting and sound)

The control position is accessed from the seating bank steps without having to pass through audience.

The dressing room are quick and easy to access. Access to the theatre Wi-Fi network is available in the theatre bar and dressing room. Please ask for the password on arrival.

Calls

The Spielman Theatre is equipped with a calls system to both dressing rooms and FOH

TECHNICAL SUPPORT

The standard technical support is one technician for in, out and duty tech for show calls who can operate lighting or sound. Please check Contract for any expected change to the above. If more staffing is required, this must be booked at least 8 weeks in advance through the Senior Technician. Any staff hours required outside of the contracted hours will be chargeable.



Supported using public funding by
**ARTS COUNCIL
ENGLAND**

Patron Mrs Mary Prior CVO MBE

Trustees Bertel Martin (Chair), Joseph Bell, Alison Eynon, Mike Forrest, Ewen Macgregor and Rick Stone.

Company no. 04536120 / **Charity no.** 1097542